



**Lesson:** “Noah and the Ark”

**Bible Story:** Genesis 6:9-8:19

**Video:** [https://youtu.be/\\_vjjhMWJ2wE](https://youtu.be/_vjjhMWJ2wE)

**Bible Verse:** God cared for Noah. Genesis 8:1

**Bible Story:**

- Today we will be talking about Noah. Noah built a large boat called an ark. Our story today comes from the book of Genesis. It is in the Old Testament. Ask them to show which section of the bible is the Old Testament and which section is the New Testament.

**Read the Bible Story:** Genesis 6:9-8:19

Watch Video: [https://youtu.be/\\_vjjhMWJ2wE](https://youtu.be/_vjjhMWJ2wE)

**Activity Page 1:** Find the animals- Following the instructions.

**Coloring Page:** Noah’s Ark

**Bible Story Review:** Noah’s Ark Story Sequence


**Craft:** Noah’s Ark Puppet



# MEETING 2

## FIND THE ANIMALS

Help Noah find the animals to take on the ark.  
Circle each animal you find hidden in the picture.







Memory Verse: "God cared for Noah" Genesis 8:1

# Story Sequence

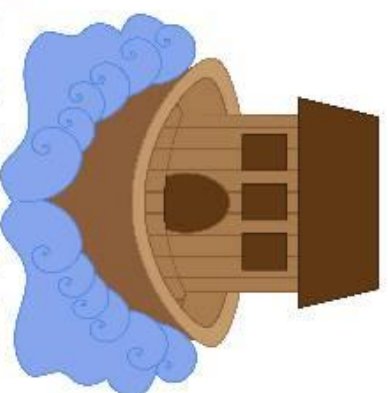
Cut out the pictures and put them in order on the story board.

## Noah's Ark

Genesis 6-9




God put a rainbow in the sky as a promise to never flood the whole earth again.



God told Noah to build an ark - a really big boat.



It rained for 40 days. Water covered the entire earth.




There's going to be a flood


Noah warned his neighbors about the flood but they didn't believe him.



Animals of every kind came to the ark.



When the rain stopped Noah sent a dove to try to find dry land.



One day the dove came back with an olive branch and Noah knew the water had gone down.

# Story Board

<p><b>Noah's Ark</b></p> <p>Genesis 6-9</p>			
	1	2	3
4	5	6	7

Genesis 6-7: Noah Trusts  
and Obeys God

## Floating Ark Puppet

### Supplies

- copy of the Floating Ark Puppet for each child
- blue construction paper
- crayons or markers
- craft sticks
- (2 per child)
- scissors
- glue

### Directions

Color and cut out the ark puppet. Fold the ark puppet in half along the dotted line and glue a craft stick to the bottom of the ark puppet between the two halves. Glue the two halves of the ark together. Cut a piece of blue construction paper to look like waves and attach it to a craft stick. Hold the water in front of the ark as you retell the story (see the example).

